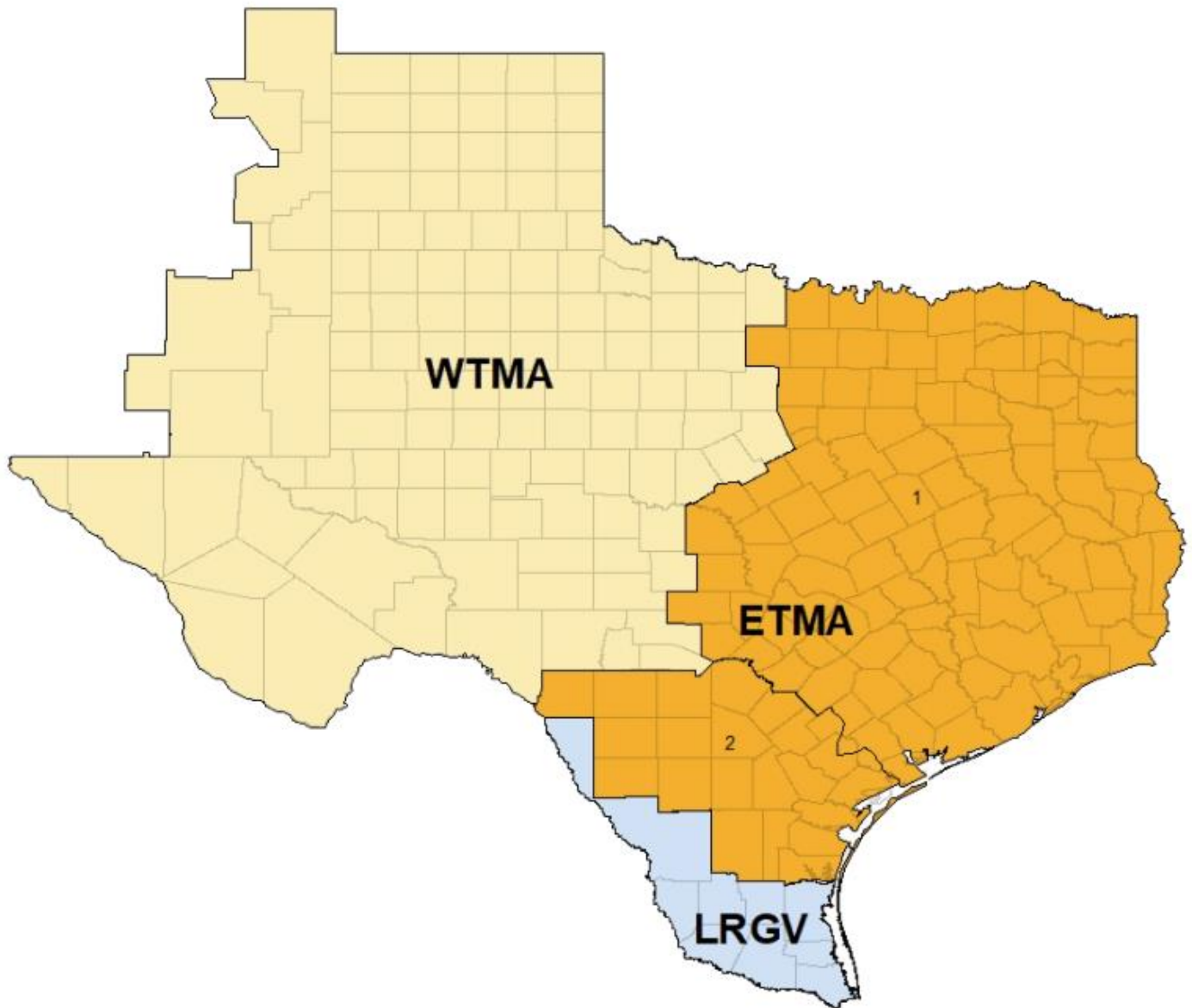


**Texas Boll Weevil Eradication
Foundation, Inc.**

Weekly Report

For Week Beginning 06/22/2026

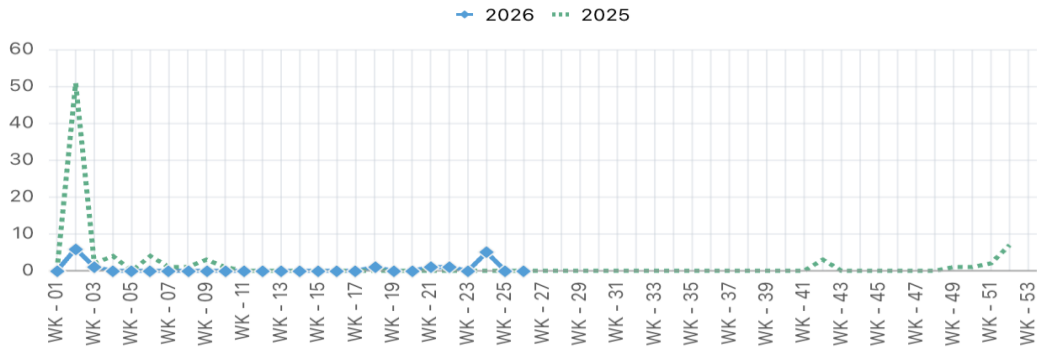


Lower Rio Grande Valley (LRGV)

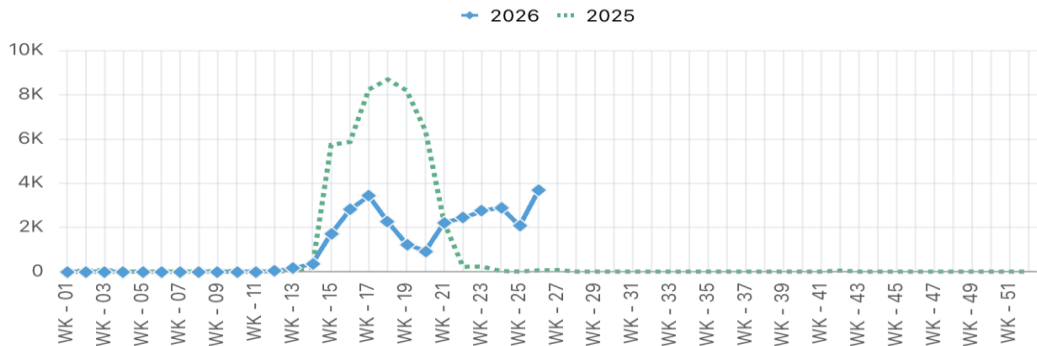
Date	Category	Description	Total
6/22/2026	COTTON ACREAGE:	Acreage Planted	104,007.30
	TRAPPING INFORMATION (Report Week):	Total Traps Inspected	18,537
		Total Weevils Captured	0
		Week Per Trap Average	0
	TRAPPING INFORMATION (YTD):	YTD Traps Inspected	376,888
		YTD Weevils Captured	15
		YTD Weevils Per Trap Average	0.000039
	TREATMENT INFORMATION (Report Week):	Number of Acres Treated	3,677.01
	TREATMENT INFORMATION (YTD):	YTD Acres Treated	28,955.95

Year	2022	2023	2024	2025 YTD	2026 YTD
Season Long per Trap Average	.00195	.0011	.00014	.000069	.000039

LRGV - Weevils by Report Date



LRGV - Acres Treated by Report Date



East Texas Maintenance Area (ETMA)

Date	Category	Acreage Planted	Total
6/22/2026	COTTON ACREAGE:	Acreage Planted	788,182.70
	TRAPPING INFORMATION (Report Week):	Total Traps Inspected	1,681
		Total Weevils Captured	0
		Week Per Trap Average	0
	TRAPPING INFORMATION (YTD):	YTD Traps Inspected	30,287
		YTD Weevils Captured	0
		YTD Weevils Per Trap Average	0
	TREATMENT INFORMATION (Report Week):	Number of Acres Treated	0.00
	TREATMENT INFORMATION (YTD):	YTD Acres Treated	0.00

Year	2022	2023	2024	2025 YTD	2026 YTD
Season Long per Trap Average	0	0.00002	0	0	0

West Texas Maintenance Area (WTMA)

Date	Category	Description	Total
6/22/2026	COTTON ACREAGE:	Acreage Planted	2,667,459.00
	TRAPPING INFORMATION (Report Week):	Total Traps Inspected	289
		Total Weevils Captured	0
		Week Per Trap Average	0
	TRAPPING INFORMATION (YTD):	YTD Traps Inspected	5,304.00
		YTD Weevils Captured	0
		YTD Weevils Per Trap Average	0
	TREATMENT INFORMATION (Report Week):	Number of Acres Treated	0

Year	2022	2023	2024	2025 YTD	2026 YTD
Season Long per Trap Average	0	0	0	0	0